



Writing for College

Getting Ready for Academic Writing

Today's Agenda:

 **What is Academic Writing?**

 **6 Steps to Writing a Paper**

 **Writing Tips**

What is Academic Writing?

- o Analytical – concerned with real facts, not assumptions
- o Objective – based on things that can be measured, rather than on feelings
- o Intellectual – based on informed judgment of information
- o Rational – decisions and judgments based on reason instead of passion

6 Key Steps for Writing a Paper

1 Understanding the requirements

2 Knowing the paper's purpose

3 Choosing a topic

4 Researching

5 Structuring the paper

6 Editing the paper

1. What Does the Assignment Ask of Me?

- o Read the instruction sheet for the assignment carefully
- o Make sure you UNDERSTAND the type of paper you are to write
- o Ensure you meet all the parameters outlined in the assignment
- o Ask yourself how this assignment fits into the big picture of your program (Why did it get assigned?)

2. What is the Purpose of the Paper?

- o Analytical /Critical
- o Argumentative/Persuasive
- o Compare and/or Contrast
- o Process
- o Classification
- o Research

Where Do I Begin???

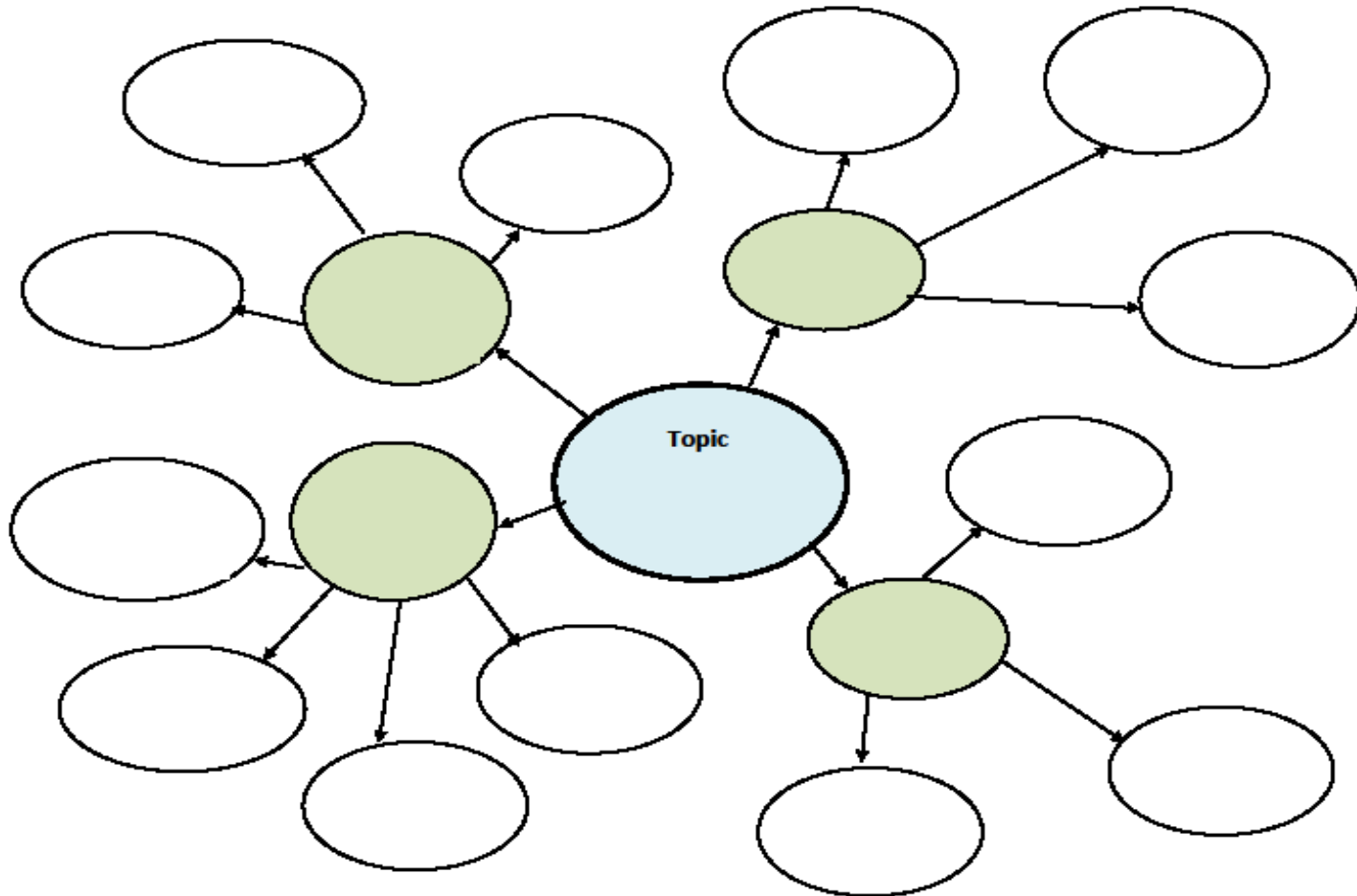


3. The Topic

- o May be assigned
- o If you have an option to choose, select a topic that is familiar
- o Remember the topic is the GENERAL idea
- o Based on the topic, you form the thesis

Brainstorm

Who? What? Where? When? Why? How?



What is the thesis?

- o The point of your essay
- o It is specific and detailed
- o The thesis must leave no question with the reader as to what your intentions are

Topic + Opinion = Thesis

Thesis – What’s Your Point?

A thesis states the most important idea you want to prove as a result of your reading, thinking, research, and writing.

I want to
show/prove/claim/argue/demonstrate
that:

“Xxx xxxxxx xx xxxx xxx xxxxxxxx
xxxxxx xxxx xxxxx xxxxx xxx.”

Main claim
that the
rest of
your paper
supports



A good point doesn’t usually happen first, but comes out of brainstorming, readings, and research.

Developing the Thesis

Weak Thesis:

The Roman Empire did not last forever.

Weak Thesis:

Oral hygiene is important for your health.

Stronger Thesis:

Due to military decay, the fall of Rome was inevitable.

Stronger Thesis:

Practicing oral hygiene, including regular visits to a dentist, proper brushing and flossing, and healthy eating, can help you to prevent serious health problems.

4. Researching

o **Make sure your sources are QUALITY sources:**

- Check university and college libraries and virtual libraries <http://www.fanshawec.ca/EN/>
- Try typing “journal articles” as part of your search criteria
- Use Google Scholar
- No Wikipedia, blogs, etc. ... if there is no author and date, you may want to reconsider the source

o **Avoid plagiarism –document your sources!**

- Use MLA or APA

Analyze Your Search Results

Dental Hygiene - Oral Hygiene

From brushing to flossing, learn the *oral hygiene* basics at Colgate.com. Dental hygiene is nothing to be taken lightly, that's why Colgate is dedicated to ... www.colgate.com/.../OralHealthBasics/GoodOralHygiene.cvsp - Cached - Similar

Dental care - adult: MedlinePlus Medical Encyclopedia

22 Jul 2010 ... *Oral* anatomy. Read More. Root canal. A.D.A.M. Quality Logo. A.D.A.M., Inc. is accredited by URAC, also known as the American Accreditation... www.nlm.nih.gov/medlineplus/ency/article/001957.htm - Cached - Similar

C.E.T. HEXtra Premium Oral Hygiene Chews with Chlorhexidine ...

12 Feb 2010 ... Combines mechanical action of rawhide and antiseptic power of chlorhexidine to reduce calculus Coated with patented 10-percent (w/w) solution... www.i-love-dogs.com/blog/.../c-e-t-hextra-premium-oral-hygiene-chews-with-chlorhexidine-petitesmall-dogs-30-chews/ - Cached

5. Essay Structure

Basic paper components:

o Introduction

- Starts with an interesting statement related to the topic
- Maps out your essay
- Ends with the thesis statement that includes sub-points

o Body

- Body paragraphs support your thesis, at least one paragraph for each sub point of your thesis

o Conclusion

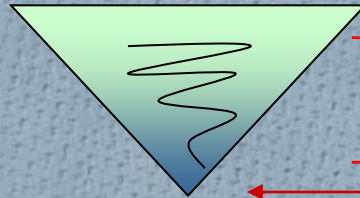
- Rewords the thesis to provide consideration of the impact
- Shows the significance of the sub-points
- Leaves an impression, something to ponder, a final thought



Essay/paper structure

Introduction

Narrow down, or “funnel” to your point



Interesting statement

The map to your essay

Thesis statement – this is the whole point of the essay!

Body

Each paragraph addresses *one main point* in support of your thesis


Paragraph #1

Paragraph #2

Paragraph #3

Conclusion

What's the significance?



Reworked thesis statement

Interesting statement or inspiring thought

Leave an impression

6. Editing

- o Does the essay do what the assignment asked you to do?
- o Are the language and content appropriate for the audience?
- o Could the essay be strengthened by the inclusion of more concrete details?
- o Are the sentences and paragraphs properly structured?
- o Is the grammar and spelling correct?
- o Have you followed APA or MLA guidelines?





**Other
Tips
to
Remember**

Pleas except mi Applica shun for the job as editor, as u posted on your web sight. I halve a PC, and with spellcheck, and it fixes' spell miss steaks.

I luck foreword to speak with u on per son. I wood beee a ben a fit too your come pony.

Avoid the Following:

- o **Libel** - slander
- o **Hyperboles** - an exaggeration or an overstatement
- o **Colloquialisms** - informal expressions often considered as slang, idioms, etc.
- o **Personalization** - In a formal scholarly paper, using “I” or “You” is typically bad form...**HOWEVER** – using “I” is usually considered acceptable if the paper requires direct reflection from you.
- o **Anthropomorphisms** - Giving human qualities to nonhuman objects

Transitions

- o Make sure your writing flows
- o Use transition words or phrases
- o Connect ideas within your paragraph
- o Connect ideas from one paragraph to another
- o Keep a list of transition words handy to help you with variety
 - i.e. however, consequently, moreover, additionally, furthermore, as well, finally, etc.)



Finally,

Edit! Edit! Edit!

- o Your first draft is *never* the one you hand in.
- o Read your essay out loud to listen for errors.

First Draft: Focus on **structure** and **organization**

Second Draft: Focus on **logic** and **clarity** (remove the lard)

Third Draft: Focus on **grammar** and **language**

Fourth Draft: Final proofreading for overall **professional look**

- o Make sure your facts are correct.
- o For statistical research/data, make sure it is recent.
- o Common errors:
 - Run-ons, comma splices
 - Pronoun references
 - Verb tenses
 - Punctuation



Note About Writing Help

Free Writing Help and Workshops

Schedule an individual ½ hour appointment for help with your essay

OR

Schedule a workshop on a specific writing topic

Contact Gail in The Learning Centre at
gmajor@fanshawec.ca